



The Safety Company

MSA Corporate Center

1000 Cranberry Woods Drive

Cranberry Township, PA 16066

800.MSA.2222

www.MSAafety.com

User Inspection Advisory

UEBSS Fitting

February 2025

PLEASE READ AND TAKE ACTION NOW

Dear MSA Customer,

MSA is issuing this User Inspection Advisory to inform you of a one-time inspection procedure to be performed on all Universal Emergency Breathing Supply Systems (UEBSSs) manufactured prior to January 23, 2025.

The UEBSS is an optional accessory on some G1 2018 NFPA and G1 Industrial SCBAs equipped with Extendaire II system.

MSA has received a field report of a non-conforming UEBSS fitting, which resulted in a lack of air flow through the fitting. This fitting is supplied to MSA by another company. **MSA has not received any reports of injuries associated with this condition. However, all users of the UEBSS must take the actions outlined in this notice.**

A non-conforming UEBSS fitting can be detected prior to use by conducting the pin gauge inspection procedure detailed in this notice. This one-time inspection must be performed on each unit equipped with UEBSS as soon as possible and prior to relying on the UEBSS. If the UEBSS does not pass the inspection, do not use the UEBSS—return the device to a certified repair technician.

MSA products affected by this advisory:

G1 2018 NFPA SCBAs with Extendaire II

G1 Industrial SCBAs with Extendaire II

RIT Systems



Figure 1: Affected Products

MSA requests that users conduct a one-time inspection on the UEBSS of their devices as soon as possible and prior to relying on the UEBSS. If the UEBSS does not pass the inspection, remove the unit from service and return the device to a certified repair technician.

Identifying Affected Products

Follow the steps below to identify if your device is affected by this notice:

1. G1 2018 NFPA SCBAs with Extendaire II

- a. If your device is **equipped with a pouch with the lettering “UEBSS”** (Figure 2) → Your device is affected and must be inspected per this notice.
- b. You may also **locate the Part Number inscribed on the Extendaire II manifold** (Figure 3)
 - i. PN: 10186989 → Your device is affected and must be inspected per this notice.

2. G1 Industrial SCBAs with Extendaire II

- a. If your device is equipped with a pouch, take the hose out of the pouch and **locate the Part Number inscribed on the Extendaire II manifold**. (Figure 3)
 - i. PN: 10180955 → Your device is affected and must be inspected per this notice

3. RIT Systems

- a. **Locate the Part Number inscribed on the Extendaire II manifold** (Figure 3)
 - i. PN: 10203476 → Your device is affected and must be inspected per this notice.



Figure 2: UEBSS Pouch




Figure 3: Extendaire II Manifold

UEBSS Inspection Procedure

This inspection must be performed on any unit equipped with the UEBSS fitting, as soon as possible and prior to relying on the UEBSS, and verifies that the fitting on your device is within specification.

This inspection procedure requires a custom pin gauge (Figure 4). **Please contact your channel partner to obtain the pin gauge that is required for this inspection procedure.**

1. **Locate the Plug** on the ExtendAire II manifold. (Figure 5)
2. **Insert the Pin Gauge** into the open port on the plug.
3. **Depress the valve using the Pin Gauge**
note: ensure the gauge has fully bottomed out in the fitting
4. **Visually inspect the depth of engagement** on the Pin Gauge.
 - a. If the **groove of the pin gauge is visible** (Figure 6a), the fitting is **acceptable**, and the unit can be returned to service.
 - b. If the **groove of the pin gauge is NOT visible** (Figure 6b), the fitting is **NOT acceptable**, please **remove the unit from service** and return the device to a certified repair technician.




Figure 4: Custom Pin Gauge

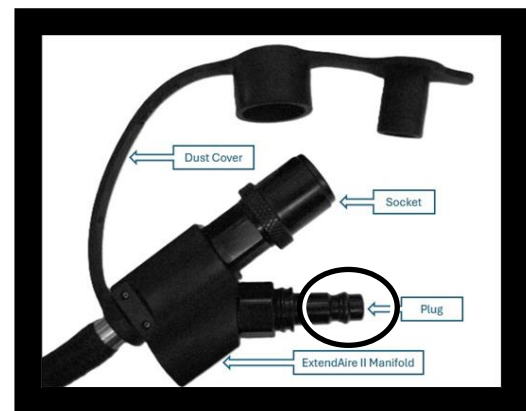


Figure 5: ExtendAire II manifold





Figure 6: Pin Gauge Inspection Depth



The Safety Company

MSA Corporate Center

1000 Cranberry Woods Drive
Cranberry Township, PA 16066
800.MSA.2222
www.MSAafety.com

Addressing Affected Units

If any unit does not pass the pin gauge inspection, the unit must be removed from service. To arrange for replacement of any fittings that do not pass the pin gauge inspection, please contact MSA as shown below and reference this Advisory.

MSA will provide warranty replacements for any fittings that do not pass the pin gauge inspection. Replacement fittings must be installed by an MSA CARE certified repair technician. Once replacement fittings are installed, the CARE technician is to return the old fittings to MSA, so they are not reused. A return shipping label will be provided.

MSA Customer Service Contact Information

If you have any questions regarding this notice, please contact MSA as shown below:

US and Canada: call 866-672-0005 or
ProductSafetyNotices@msasafety.com

Latin America:
techsupport.slar@msasafety.com

Europe, Middle East, and Africa:
ProductUserNotice@msasafety.com

or contact your local MSA representative.

Thank you for your continued trust in our products.

Best regards,

Adam Troup
Product Safety Manager